

Mistral & Arkane



Unbeaten performances
at this price level.

- ▶ **MISTRAL:** top heat assist roller from 30 to 60°C (86 to 140°F), available in 165 cm (65") and 210 cm (83")
- ▶ **ARKANE:** top heated roller from 30 to 140°C (86 to 284°F) in 165cm (65")
- ▶ **ARKANE D:** top and bottom heated rollers from 30 to 140°C (86 to 284°F) in 165cm (65") in 165cm (65")



- ▶ Speed up to 6 m/mn (21ft/mn)
- ▶ Mounting up to 50 mm (2" thick)

Designed and produced in France, this laminator fits perfectly in every workshop with a limited footprint and will perform ideally for all your daily lamination needs.



Awarded Product
of the year 2015 at SGIA



Mistral 1650 and 2100

Dedicated for all jobs with eco-solvent and latex prints

- Single side lamination with or without waste paper
- Simultaneous single side lamination and mounting adhesive
- Encapsulation with pressure sensitive adhesive
- Application tape
- Mounting onto boards up to 50mm (2") thickness
- Solid colour vinyl background application



Arkane 1650 and 1650 D

Arkane 1650

With a different configuration than the Mistral, the Arkane is suitable for all types of prints, with increased performances on UV inks. With the top roller heating up to 140°C this allows the use of thermal films or specific media for industrial applications.

- Same as the Mistral with cold lamination films and mounting adhesive.
- Application of thermal film on one side

Arkane 1650 D

Same as the Arkane 1650, but with both top and bottom heated rollers. Recommended for special applications with media requiring heat on both sides. This machine is not fitted with pull rollers and thus cannot perform thermal encapsulation.



Unique: Patented auto-calibration system

Once set, the nip pressure is constantly monitored and corrected as needed during the lamination process. Pressure on the roller is even from one end to the other for uniform results on boards and prints. Prints and lamination media do not skew during the process. These machines can process complete rolls of media roll to roll straight at any speed, without even being attended.




The unique small footprint design allows the operator complete un-obstructed access for an effortless media change.



Feeding tray pivots all the way up and leaves free access to all functions.

With our light-weight self-blocking roll shafts, installing media on the laminator has never been so easy and fast. No tools are required, each shaft can fit in any position of the machine.




Feeding and take up shaft are linked in a way that makes the reel fast and easy to install, without venturing into any break tension adjustment.


Storage of up to 4 film rolls easily reachable under the laminator on the shafts. Machine comes with 5 shafts. Extra shafts are available as an option.





- An easy insertion of the print thanks to the paper guide
- Squaring guide for processing rigid panels in series
- Graduation on the feeding trays matches those on the roll shafts for fast alignment.
- Thick feeding tray with round edge to prevent damages on prints during lamination.



In order to protect the laminating rollers from unsafe operation when not using a proper cutter, a safety cutter is delivered with the machine. The quality of your lamination job and your investment are preserved for years.



50 mm (2") opening of the rollers allows a large variety of application, even if you don't have a flat-bed printer in-house today.



Safety

The operator works safely with 4 protection levels:

- Laser eye in front of the roller, stopping motor when cut.
- Automatic safety when the feeding tray is up.



Motor is disabled then.

- 2 emergency switched easily reachable at the front and back of the machine.
- If any safety is activated, system can be easily reset from the control panel, once default is corrected.

Roll to roll operation

Prints can be loaded on a 3" shaft and fed on the machine. Shorter length of prints, or print wound on a smaller core can be fed with the feeding bar provided with the machine.

The system works so well that operator does not have to monitor the work. The take up system rolls the laminated prints straight, without the need to cut and realign during the process. A great time saver for customers using a flat-bed cutter in the next step of their operation.



KALA's expert advise

Our expertise in engineering and the very high quality of the material used in our rollers offers the possibility to work at very high speed (6,2m/mn – 21 ft/mn).

A larger diameter of the roller does not bring a better lamination result.

We choose from the best steel in suitable diameter but with a determined thickness.

We cover the rolls with polymeric material with a high hardness and mould them according to a shape studied by our engineers in order to guarantee that the prints can be fed through the

machine perfectly, even for long runs of print. Depending on the usage, our polymeric material may have different characteristics (thermal conduction, non sticking surface, a high level of resistance to usage).

The combination of a high hardness and a uniform spread of the temperature on our roller guarantees a high level of quality in your finishing operation which other product may not offer, even with bigger roller diameter.



Multi-function footswitch

Footswitch can be used as a stop/forward operation when selected, leaving both hands free to feed the media.

When not selected, it can also be used to stop the machine without reaching the control panel.


		Specifications			
		MISTRAL 1650	MISTRAL 2100	ARKANE 1650	ARKANE 1650 D
Maximum thickness document + board		50 mm (2")	50 mm (2")	50 mm (2")	50 mm (2")
Maximum working width		171 cm (67")	216 cm (85")	171 cm (67")	171 cm (67")
Maximum film width		165 cm (64")	208 cm (82")	165 cm (64")	165 cm (64")
Maximum length of the film reels usable		50 / 100 m (maximum diameter 23 cm/9")		50 / 100 m (maximum diameter 23 cm/9")	
Diameter of the rollers		maximum 114 mm (4.4")	maximum 114 mm (4.4")	119 mm (4.7")	119 mm (4.7")
Temperature of the upper roller		30 to 60°C in steps of 5° (86 to 140°F in steps of 9°F)		30 to 140°C (86 to 284°F)	
Temperature of the tower roller		-	-	-	30 to 140°C (86 to 284°F)
Heating time from 20°C (68°F) ambient temperature to 40°C		7 mn	7 mn	7 mn	7 mn
Number of self blocking shaft delivered		5 + 1 unwinding shaft		5 + 1 unwinding shaft	
Adjustable speed m/mn		from 0,3 to 6,3	from 0,3 to 6,3	from 0,3 to 6,3	from 0,3 to 6,3
Adjustable speed ft/mn		from 0,9 to 21	from 0,9 to 21	from 0,9 to 21	from 0,9 to 21
Power W		1800	1800	1800	1800
Voltage		230 or 110 V / 50-60 Hz	230 or 110 V / 50-60 Hz	230 or 110 V / 50-60 Hz	230 / 50-60 Hz
Amperage		8A/230 V or 16 A/110V	8A/230 V or 16 A/110V	8A/230 V or 16 A/110V	16A/230 V
Dimensions of the machine	(cm) (inch)	W 206 x D 82 x H 153 W 81" x D 32" x H 60"	W 250 x D 82 x H 153 W 98" x D 32" x H 60"	W 206 x D 82 x H 153 W 81" x D 32" x H 60"	W 206 x D 82 x H 153 W 81" x D 32" x H 60"
Net weight of the machine		210 kg (462 lbs)	257 (566 lbs)	220 kg (485 lbs)	220 kg (485 lbs)
Shipping dimensions of the machine	(cm) (inch)	W 215 x D 95 x H 170 W 84" x D 37" x H 67"	W 264 x P 96 x H 185 W 103" x P 38" x H 73"	W 214 x D 94 x H 171 W 84" x D 37" x H 67"	W 214 x D 94 x H 171 W 84" x D 37" x H 67"
Machine weight for shipping		320 kg (705 lbs)	495 kg (1090 lbs)	320 kg (705 lbs)	320 kg (705 lbs)
Warranty		1 year	1 year	1 year	1 year
Made in France, CE certified in compliance with the Machine and the Electromagnetic Compatibility Directives CEM.		✓	✓	✓	✓

Control panel

All functions of the machine are centralised on a very easy understandable control panel. Ideally positioned, it is very easy to reach.



- Foot switch selection and power button (when switching the machine off, the upper roller automatically lifts up in order to preserve the rollers).
- Speed adjustment, forward, stop and reverse, reactivation of the safeties.
- Elevation of the upper roller and pressure adjustment.
- Selection of the working temperature and memorisation of the working parameters.



Roll to Roll system delivered as standard with the machine.